

**NICE**  
ACTIMIZE



# Education Services

2015 Course Catalog

## Legal Statement

---

This document contains proprietary information belonging to Actimize Ltd. Such information is supplied solely for the purpose of assisting explicitly and properly authorized employees or consultants to evaluate or use Actimize products.

No part of its contents may be used for any other purpose, disclosed to any person or firm or reproduced by any means, electronic or mechanical, without the express prior written permission of Actimize Ltd.

The text, graphics and examples included herein are for the purpose of illustration and reference only. The specifications on which they are based are subject to change without notice. No legal or accounting advice is provided hereunder and any discussion of regulatory compliance is purely illustrative.

Information in this document is subject to change without notice. Corporate and individual names and data used in examples herein are fictitious unless otherwise noted. Actimize reserves the right to revise or withdraw this document or any part thereof at any time.

Copyright ©2015 Actimize Ltd. All rights reserved.

Other company and brand products and service names are trademarks or registered trademarks of their respective holders.

## Introduction

As the market leader in Financial Crime, Risk & Compliance, NICE Actimize partners with clients to achieve full solution adoption. Actimize helps prepare client users to configure, rollout, operate, and support the Actimize solutions – tailored to client-specific environments and needs.

### Why NICE Actimize Education Services?

In depth product and technology education enables clients to develop the required skills and knowledge to ensure confident understanding and ownership of the solution. With this objective in mind, Actimize offers an extensive suite of courses to:

- Ensure a full and comprehensive product understanding
- Enhance your ability to use the solution effectively
- Create an easy path to product usage mastery
- Leverage your investment in Actimize solutions

NICE Actimize Education Services uses the experience gained in real-world implementations when developing material thus adding value to the overall learning experience. Comprehensive product training is available for investigators, managers, system administrators, developers, and operations staff.

### How does it work?

Structured to meet the needs of each particular audience, NICE Actimize Education Services is presented using different delivery methods. Whether it is over the Internet or in an instructor-led, hands-on course, the training builds from initial concepts to more detailed and involved methodologies. Clients learn in a focused, direct manner with appropriate hands-on training to solidify the learning experience. Many advanced courses include a Sandbox environment that remains with the client following training to provide additional exposure to more complex features and functionality. This enables clients to immediately implement lessons learned to their own environment.

Solution education is an integral part of the Actimize philosophy, starting with the Core Actimize platform and extending through all Actimize solutions. Open enrollment courses and dedicated on-site courses are offered to our clients and partners. Customized training programs for specific issues and areas are also available. Training is conducted in English and many courses are offered on-site or via remote sessions (WebEx).






### How do I register?

NICE Actimize Education Services would be happy to discuss your training needs and work with you to find suitable solutions to your training requirements.

To register for one of our course offerings listed in this course catalog, or learn about course customization to meet your organization's unique business needs, please contact us at [training@niceactimize.com](mailto:training@niceactimize.com).

## Target Audience

Each course is designed for a specific audience, based on the unique needs and skill sets of these groups. Using the Target Audience table below, the user can determine to which category they belong. The Training Path has markers for each audience group, ensuring each participant selects the courses that will fit his/her specific needs.

Audience	Description
<p><b>Business User</b></p> 	<p>Has a basic understanding of business software. Performs investigation process using Actimize Risk Case Manager (RCM).</p> <p>Also known as: <i>Analyst, Investigator</i></p>
<p><b>Strategy Manager</b></p> 	<p>More advanced than business user. Granted permission to perform advanced tasks, including creation of custom logic, Policy Manager rules, and advanced DART queries.</p> <p>Also known as: <i>Advanced Business User</i></p>
<p><b>Administrator</b></p> 	<p>More advanced than businesses user. Granted permission to perform RCM tasks, such as delegating permissions, establishing groups, and customizing RCM using the RCM Designer tool.</p> <p>Also known as: <i>Super User, Manager</i></p>
<p><b>IT User</b></p> 	<p>Advanced technical user responsible for proper maintenance, operation, and performance of the Actimize solution(s).</p> <p>Also known as: <i>Operations, Support</i></p>
<p><b>Implementer</b></p> 	<p>Advanced technical user responsible for the proper installation, deployment, and customization of the Actimize solution(s).</p> <p>Also known as: <i>Developer</i></p>

## Training Paths

	Suspicious Activity Monitoring (AML-SAM)	Customer Due Diligence (AML-CDD)	FATCA Compliance (AML-FATCA)	Watch List Filtering (AML-WLF)	Integrated Fraud Management (IFM)	Employee Fraud	Debit Fraud	Deposit Fraud	Commercial Banking & Remote Banking	Enterprise Trade Surveillance	Employee Conflicts of Interest (ECOI)	Enterprise Risk Case Manager (ERCM)
Basic AIS and RCM Platform Training	●●●	●●●	●●●	●●●	●●●	●●●	●●●	●●●	●●●	●●●	●●●	
Advanced AIS Platform Training for Developers	●	●	●	●	●	●	●	●	●	●	●	
System Operations Training	●●	●●	●●	●●	●●	●●	●●	●●	●●	●●	●●	
RCM Workflow Workshop	ALL	ALL	ALL	ALL	ALL	ALL	ALL	ALL	ALL	ALL	ALL	ALL
RCM for Business Users	●●●●	●●●●	●●●●	●●●●	●●●●	●●●●	●●●●	●●●●	●●●●	●●●●	●●●●	●●●●
RCM Permissions	●●●●	●●●●	●●●●	●●●●	●●●●	●●●●	●●●●	●●●●	●●●●	●●●●	●●●●	●●●●
RCM for Administrators	●	●	●	●	●	●	●	●	●	●	●	●
RCM Basic Implementation	●●	●●	●●	●●	●●	●●	●●	●●	●●	●●	●●	●●
DART for Business Users						ALL	ALL					ALL
DART Implementation and Administration												●●●
ERCM – Manual Item Forms Implementation												●
ERCM – Dashboard Implementation												●
ERCM – Related Work Items												●
ERCM Advanced Implementation												●
Fraud Framework Analytics Authoring Environment					●●●	●●●	●●●					
Policy Manager for Advanced Analysts and Strategy Managers	●●●	●●●			●●●	●●●	●●●	●●●	●●●		●●●	
Custom Lists for Policy Manager		●●●			●●●	●●●	●●●	●●●	●●●		●●●	
Individual Solution Implementation Training	●●●	●●●	●●●	●●●	●●●	●●●				●●●		●●●

## TRAINING COURSE DESCRIPTIONS

### Basic AIS and RCM Platform Training

**Audience:** Strategy Managers, IT Users, and Implementers. Also for team members who need to understand Actimize concepts and what can be done within the environment. ●●●

**Performance Objectives:** Understand the power and flexibility of the Analytics Intelligence Server (AIS) and Risk Case Manager (RCM) using the Visual Modeler and RCM Designer desktop tools. Learn the basics of the AIS and RCM platforms in one easy-to-understand, 5-day class. This course is replete with examples and practical exercises to ensure comprehension of the tools and encourage immediate usage.

**Key Topics:**

- Overview of Actimize platform and solution architecture
- Using the Visual Modeler to understand each of the basic AIS objects
- Perform basic development tasks in flows, functions, and execution plans
- Running system processes
- Basic AIS monitoring tools
- Exporting and importing AIS packages and objects (migration)
- Distribution of alerts to the RCM
- Introduction to RCM
- Setup of business units and hierarchies
- Defining alert and case types
- Setting up of alert and cases views
- Using activity-based workflow
- Using settings: thresholds, lists, and references
- Creating queries
- Using permissions: setup of users, groups, and roles
- Using Management Reports and Operational Dashboard
- Performing RCM migration

**Prerequisites:** Attendees should have a basic understanding of IT concepts and databases. Previous programming or application development experience recommended.

**Duration:** 5 days

**Delivery Method:** Open enrollment in NYC, London, and Mumbai; On-site. This is a hands-on class using a sandbox training environment.

## Advanced AIS Platform Training for Developers

**Audience:** Implementers and Actimize partners. This training is available only for Actimize customers with a developer's license. ●

**Performance Objectives:** Provide students with the necessary knowledge and skills to perform advanced development tasks as they are required while developing a business model using both the Analytics Intelligence Server (AIS) and Visual Modeler.

### Key Topics:

- Advanced expressions and AIS functions
- Developing and working with real-time processes, using web services
- Monitoring real-time processes
- Using User Data Types (UDT) in channels and flows
- Understanding the Execute block of the Flow object
- Development and implementation of Exit Points
- Multi-threading
- Debugging
- Understanding the For Each block of the Flow object
- Installing AIS Profiles
- Developing profiles
- Loading profiles in batch and real-time systems
- Using profile data in the detection process

**Prerequisites:** Successful completion of the Basic AIS and RCM Platform Training class.

**Duration:** 4 days

**Delivery Method:** On-site hands-on class using a sandbox training environment.

## System Operations Training

**Audience:** IT Users and Implementers. ● ●

**Performance Objectives:** Provide system administrators and IT team members with the necessary knowledge and skills to run a day-to-day solution operations and perform essential configuration, administration, and maintenance tasks for the installed Actimize platforms and solution(s).

**Note:** *This course is customized to a specific Actimize solution.*

### Key Topics:

- Installation and initial configuration of the AIS platform
- Installation and initial configuration of the RCM platform
- Understanding Actimize components: AIS, Visual Modeler, RCM, and RCM Designer
- Understanding communication between components
- Using involved databases
- Setting up Data Access – Where and how to configure
- Running system processes
- Monitoring AIS using Server Monitor and Log Viewer
- Monitoring RCM using the RCM Log Viewer and Performance Monitor
- Performing an Actimize health check
- Using transaction monitoring tools, such as General Profiler
- Performing regular AIS Server maintenance
- Performing database maintenance
- Cleaning up old log files (RCM and AIS)
- Archiving and deleting alerts, cases, and reports
- Troubleshooting problems during server start
- Setting up failover and recovery
- Setting up error reporting to Actimize

**Prerequisites:** Basic understanding of IT concepts and databases. Knowledge of the Visual Modeler and RCM Designer is helpful.

**Duration:** 2 days

**Delivery Method:** On-site hands-on class using a sandbox training environment.

**When:** Should be presented soon after the client DEV environment is installed.



## RCM for Business Users

**Audience:** Business Users, Strategy Managers, and Administrators.



**Performance Objectives:** Learn how to navigate RCM, manage work items and cases, view thresholds and lists, work with work item and case management workflows, and view built-in management reports.

**Note:** *This course is customized to a specific Actimize solution.*

### Key Topics:

- Introduction to RCM and Actimize Solution
- Understanding the business objectives of the specific Actimize solution
- Viewing and managing work items and cases
- Understanding the concept of the activity-based workflow for alerts and cases
- Managing the configuration of business logic: thresholds and score scales
- Managing rule related lists, such as inclusion/exclusion lists
- Managing permission, delegation, and impersonation
- Creating and viewing alert and case management reports

**Prerequisites:** Proficient in Windows and Internet Explorer.

**Duration:** 1 day

**Delivery Method:** On-site, hands-on using the client's RCM environment.

**When:** Should be presented prior to UAT.

## RCM Permissions

**Audience:** Administrators, IT Users, and Implementers. ● ● ●

**Performance Objectives:** Learn how to use the RCM Designer to implement business units and hierarchies. Use the RCM Administration screen to define and manage users, groups, and roles.

### Key Topics:

- Understanding the security terms of RCM
- Creating and maintaining business units and hierarchies
- Understanding work items and cases in relation to business units and users
- Creating and managing users and groups
- Creating and maintaining roles
- Understanding the list of permissions that can be given to a role
- Assigning users or groups to a role
- Understanding the confidential data feature
- Understanding the difference between administrators and local administrators
- Delegating permissions to another user
- Impersonating another user

**Prerequisites:** Familiarity with RCM.

**Duration:** ½ day

**Delivery Method:** On-site, hands-on using the client's RCM environment.

## RCM for Administrators

**Audience:** Administrators. ●

**Performance Objectives:** Learn how to configure and customize work items, cases, and their views; define the step workflow for work items and cases; create predefined notes; and associate tags to notes using the RCM Designer.

### Key Topics:

- Creating and maintaining business units and hierarchies
- Defining manual work item types
- Understanding the concept of common and custom fields
- Understanding how business types can be used to search for specific work items
- Creating tags and associating tags to notes
- Configuring spellchecker options
- Configuring system to support multiple languages
- Creating predefined notes for work items and cases
- Defining and configuring work item and case views
- Defining new case types
- Creating step workflows for work item and case types
- Understanding how to use the RCM scheduler for workflow deadline activation
- Configuring and applying workflow restriction templates
- Understanding the workflow-related parameters in the RCM admin site
- Understanding the workflow-related parameters in the RCM admin site
- Understanding work items and cases in relation to business units and users
- Creating and managing users and groups
- Creating and maintaining roles
- Understanding the list of permissions that can be given to a role
- Assigning users or groups to a role
- Implementing Confidential Data feature
- Managing user delegation and impersonation
- Exporting and importing RCM objects using the Export/Import Wizard

**Prerequisites:** Familiarity with RCM.

**Duration:** 2 days

**Delivery Method:** On-site, hands-on using a sandbox environment.

## RCM Basic Implementation

**Audience:** Administrators and Implementers. ● ●

**Performance Objectives:** Learn how to initialize and manage RCM. Gain a rich understanding of the RCM Designer tool.

### Key Topics:

- Understanding the components of RCM
- Creating and maintaining business units and hierarchies
- Creating and customizing manual work items
- Understanding the concept of common and custom fields
- Creating tags and associate tags to notes
- Configuring spellchecker options
- Configuring system to support multiple languages
- Creating predefined notes for work items and cases
- Defining and configuring work item and case views
- Defining new case types
- Configuring activity-based workflows for work items and cases
- Creating step workflows for work item and case types
- Using the external utility or RCM scheduler for workflow deadline activation
- Configuring and applying workflow restriction templates
- Understanding the workflow-related parameters in the RCM admin site
- Defining and creating lists, thresholds, and references
- Understanding the usage of queries in RCM and creating a new query
- Creating and managing users and groups
- Understanding the password management for users
- Creating, maintaining, and assigning users or groups to a role
- Understanding the list of permissions that can be given to a role
- Understanding the confidential data feature
- Delegating permissions and impersonating another user
- Installing and understanding the Actimize Management Reports
- Exporting and importing RCM objects using the Export/Import Wizard

**Prerequisites:** Familiarity with RCM.

**Duration:** 3 days

**Delivery Method:** On-site, hands-on using a sandbox environment.

**When:** Should be presented prior to UAT.

## DART for Business Users

**Audience:** Business Users, Strategy Managers, Administrators, IT Users, and Implementers. ●●●●●

**Performance Objectives:** Learn how to use the Detection and Research Tool's (DART) query capabilities, available as an out-of-the-box feature in several Actimize solutions, such as Debit Fraud and Employee Fraud. Understand how to setup and perform data queries on related entities.

### Key Topics:

- Locating the DART query tool within RCM
- Creating a DART query
- Running and saving a DART query
- Understanding the usage of sub queries
- Managing saved queries
- Understanding the option of linked data source
- Creating sequence-based queries
- Exporting query results to CSV
- Creating DART alerts
- Scheduling DART queries on a regular basis to generate DART alerts

**Prerequisites:** Familiarity with RCM.

**Duration:** ½ day

**Delivery Method:** On-site, hands-on using the client's RCM environment.

## DART Implementation and Administration

**Audience:** Administrators, IT Users, and Implementers. ●●●

**Performance Objectives:** Learn how to implement the DART tool. Gain experience creating and managing DART views, using the RCM Designer tool.

**Note:** *Proper license required to add new DART data sources.*

### Key Topics:

- Defining new query requirements
- Creating a new DART view
- Configuring the data layout for DART views
- Using business types to join data sources to query between various data sources
- Implementing manual DART alerts
- Configuring DART to enable business users to schedule queries
- Configuring DART value lists
- Understanding the DART-related parameters in RCM admin site
- Modifying roles to grant permissions for specified DART views
- Implementing a security table to enforce record-level permissions
- Using the external utility to run query scheduling maintenance processes
- Leveraging the DART APIs

**Prerequisites:** Conceptual understanding of data. Familiarity with the RCM Designer tool. Completion of the DART for Business Users course.

**Duration:** ½ day

**Delivery Method:** On-site, hands-on using a sandbox training environment.

## ERCM - Manual Item Forms Implementation

**Audience:** Implementers. ●

**Performance Objectives:** Learn how to create and manage custom form layouts for entering manual alerts and other work items using XML and VTL within the RCM Designer. This is a feature of the Enterprise Risk Case Manager (ERCM).

### Key Topics:

- Overview of manual alerts
- Configuring manual alerts
- Using default entry form for manual alerts and other work items
- Creating a simple custom work item layout using the form generator tool
- Creating queries to be used for dynamic data entry
- Using XML file
- Develop advanced layouts for more complex forms using XML and VTL files
- Understanding APIs for forms

**Prerequisites:** Experience with RCM and the RCM Designer tool. Basic knowledge of XML and HTML.

**Duration:** 1 day

**Delivery Method:** On-site, hands-on using a sandbox training environment.

## ERCM - Dashboard Implementation

**Audience:** Implementers. ●

**Performance Objectives:** Learn how to implement a dashboard using the RCM Designer and advanced development techniques.

### Key Topics:

- Setting up a dashboard type
- Setting up a dashboard page
- Setting up the dashboard widgets
- Creating / editing widgets
- Viewing dashboard navigation
- Understanding dashboard configuration parameters
- Configuring external dependencies

**Prerequisites:** Experience with RCM and the RCM Designer tool.

**Duration:** ½ day

**Delivery Method:** On-site, hands-on using a sandbox training environment.



## ERCM - Related Work Items

**Audience:** Implementers. ●

**Performance Objectives:** Learn how to create item types such as incidents, customers, accounts, documents, and more, as well as, how to define relations between them.

### Key Topics:

- Viewing item type relations
- Setting up item type relations
- Setting up the relevant item type
- Defining the fields of the cache XML for the child item type
- Defining the views of all child item types
- Defining the relation types
- Defining the relation attribute for the item type
- Adding VTL code in the relevant parent form

**Prerequisites:** Experience with RCM and the RCM Designer tool. Completion of the ERCM – Manual Item Form Implementation course.

**Duration:** 1 day

**Delivery Method:** On-site, hands-on using a sandbox training environment.

## ERCM - Advanced Implementation

**Audience:** Implementers. ●

**Performance Objectives:** Learn how to create advanced layout forms for manual alerts, implement and configure DART, and create customized dashboards.

### Key Topics:

- Overview of RCM Architecture
- Configuring manual alerts
- Creating and implementing auto-generated forms for manual alerts
- Creating queries
- Configuring customized manual alert forms using XML and VTL
- Installing the Operations Dashboard
- Setting up a dashboard type and page
- Setting up dashboard widgets
- Creating / editing widgets
- Viewing dashboard navigation
- Understanding dashboard configuration parameters
- Creating a new DART view
- Configuring the data layout for DART views
- Using business types to join data sources to query between various data sources
- Implementing manual DART alerts
- Configuring DART to enable business users to schedule queries
- Configuring DART value lists
- Understanding the DART-related parameters in the RCM admin site
- Modifying roles to grant permissions for specified DART views
- Implementing a security table to enforce record-level permissions
- Using the external utility to run query scheduling maintenance processes
- Leveraging DART APIs

**Prerequisites:** Completion of the RCM Basic Implementation course.

**Duration:** 2 days

**Delivery Method:** On-site, hands-on using a sandbox training environment.

## ERCM - Implementation

**Audience:** Administrators and Implementers. ● ●

**Performance Objectives:** Learn how to initialize and manage the RCM. Create advanced layout forms for manual alerts, implement and configure DART, and create customized dashboards.

**Note:** *This course is a combination of the “RCM Basic Implementation” and the “ERCM – Advanced Implementation” courses.*

### Key Topics:

- Introduction to RCM
- Setting up business units and hierarchy
- Defining alert and case types
- Creating and implementing auto-generated forms for manual alerts
- Setting up Views
- Defining and using Cases
- Design and implement an activity-based workflow
- Using Thresholds, Lists, and References
- Creating queries
- Configuring customized manual alert forms using XML and VTL
- Setting up users, groups, and roles
- Installing the Operations Dashboard
- Developing and customizing a dashboard
- Configuring and managing DART
- Installation of Management Reports
- Using RCM utilities
- Configuring application parameters
- Performing migration

**Prerequisites:** Experience with RCM.

**Duration:** 5 days

**Delivery Method:** On-site, hands-on using a sandbox training environment.

## Fraud Framework Analytics Authoring Environment

**Audience:** Strategy Managers, IT Users, and Implementers. ●●●

**Performance Objectives:** Learn how to develop your own custom analytics logic. Gain a deep understanding of how to develop custom logic using scoring rules, AIS profiles, and custom lists with the Analytics Authoring Environment in Visual Modeler. Create policy rules using the RCM Policy Manager.

**Note:** *This course is customized to a specific Actimize solution and is currently available for fraud solutions under IFM, Employee Fraud, and standalone Debit Fraud solutions.*

### Key Topics:

- Understanding basic AIS objects required for self-development process
- Overview of Actimize Self-Development Framework
- Performing system initialization
- Development of user-defined scoring rules
- Development of user-defined AIS profiles
- Creating a new profile
- Reading profile information
- Using profile information in scoring rules
- Browsing profiles
- Creating platform lists
- Understanding Policy Manager
- Creating Policy Manager rules
- Monitoring system processes
- Comparing scoring rules with Policy Manager rules

**Prerequisites:** Successful completion of the Basic AIS and RCM Platform Training course. Advanced understanding of data, profiles, and statistics is strongly recommended.

**Duration:** 3 days

**Delivery Method:** On-site, hands-on using a sandbox training environment.

## Policy Manager for Advanced Analysts and Strategy Managers

**Audience:** Strategy Managers, IT Users, and Implementers. ● ● ●

**Performance Objectives:** Learn how to define and adjust policy rules that affect a solution's decisions.

**Note:** *This course is currently available for the following Actimize solutions: AML-CDD, AML-SAM, Debit Fraud, Deposit Fraud, Employee Fraud, Remote Banking, Commercial Banking, and ECOI.*

### Key Topics:

- Overview of the Policy Manager
- Creating a new policy rule
- Using the expression builder
- Setting an action for the policy rule
- Activating / deactivating a policy rule
- Setting / removing the policy rule priority
- Activating a draft policy
- Deploying the policy rule
- Monitoring activated policies

**Prerequisites:** Experience using the RCM.

**Duration:** ½ day (on-site), 2 hours (WebEx)

**Delivery Method:** On-site, hands-on using the client's RCM environment; remote via WebEx.

## Custom Lists for Policy Manager

**Audience:** Strategy Managers, IT Users, and Implementers. ● ● ●

**Performance Objectives:** Learn how to create and manage custom lists (platform lists) using both the Visual Modeler and RCM Designer. Use custom lists to expose include and/or exclude lists within policy rules, when developing them with Policy Manager.

### Key Topics:

- Overview of custom lists
- Creating a custom list in Visual Modeler
- Creating a custom list in RCM Designer
- Deploying custom lists to AIS
- Custom lists detection logic
- Using RCM Permissions
- Working with a custom list

**Prerequisites:** Experience using the Visual Modeler and RCM Designer. Completion of the Policy Manager for Advanced Analysts and Strategy Managers course.

**Duration:** ½ day

**Delivery Method:** On-site, hands-on using a sandbox training environment.

## AML-SAM 8 Solution Implementation Training

**Audience:** Strategy Managers, IT Users, Implementers, and Actimize partners or clients who are or want to be actively involved in the implementation process. ● ● ●

**Performance Objectives:** Learn how to install and configure the Actimize AML-SAM solution components. Gain a thorough understanding of the available features of the solution along with the configuration and tuning options.

### Key Topics:

- Introduction to the Actimize AML-SAM solution
- Overview of the AML-SAM 8 architecture
- Installation and initial configuration of the Unified Data Manager (UDM)
- Installation and initial configuration of the AML-SAM solution
- Configure and run system processes
- Understanding Logical Entities and their configuration options
- Configuration of Peer Groups segmentation
- Understanding Party Groups and their configuration options
- Detection logic and tuning
- Security Blanket
- Implementation of Policy Manager
- Display configuration
- Alert consolidation and distribution
- Implementation of AML-SAM exit points
- Configuration of multiple AIS server instances for a scalable system
- Maintenance and housekeeping

**Prerequisites:** Basic understanding of IT concepts and databases. Successful completion of the Basic AIS and RCM Platform Training.

**Duration:** 5 days

**Delivery Method:** On-site, hands-on using a sandbox training environment.

## AML-CDD Solution Implementation Training

**Audience:** Strategy Managers, IT Users, Implementers, and Actimize partners or clients who are or want to be actively involved in the implementation process. ● ● ●

**Performance Objectives:** Learn how to install and configure the Actimize AML-CDD solution components. Gain a thorough understanding of the available features of the solution along with the configuration and customization options.

### Key Topics:

- Introduction to the Actimize AML-CDD solution
- Overview of the AML-CDD architecture
- Installation and initial configuration of the AML-CDD solution
- Using the out-of-the-box risk factors and their possible configuration
- Running the system processes related to the High Risk Customer model
- Configuring and developing custom risk factors for High Risk Clients
- Development of exit points in the Visual Modeler
- Setting up data integration
- Implementing custom fields for logic, display and policy rules
- Setting up display configuration
- Overview of the Change in Customer Risk model
- Implementing the dynamic Onboarding process
- Developing policy rules using the Policy Manager in RCM
- Interface between CDD-SAM-WLF
- Solution specific RCM roles for CDD
- Configuration of multiple AIS server instances for a scalable system
- Maintenance and housekeeping

**Prerequisites:** Successful completion of the Basic AIS and RCM Platform Training course.

**Duration:** 4 days

**Delivery Method:** On-site, hands-on using a sandbox training environment.



## AML-FATCA Solution Implementation Training

**Audience:** Strategy Managers, IT Users, Implementers, and Actimize partners or clients who are or want to be actively involved in the implementation process. ● ● ●

**Performance Objectives:** Learn how to install and configure the understanding of the available features of the solution along with the configuration and customization options.

### Key Topics:

- Introduction to the Actimize AML-FATCA solution
- Overview of the AML-FATCA architecture
- Installation and initial configuration of the AML-FATCA solution
- Setting up data integration
- Exposing and customizing the FATCA web services
- FATCA indicia and their possible configuration
- Pre-defined processes for the detection of FATCA indicia
- Using custom fields for logic and display
- Understanding the Onboarding feature
- Implementation tasks related to the onboarding feature
- FATCA out of the box workflows
- Configuring workflows in RCM
- Developing policy rules using the Policy Manager in RCM
- Implementation tasks related to Policy Manager
- Solution specific RCM roles for FATCA
- Out of the box DART views for FATCA
- Setting up and modifying DART views
- Maintenance and housekeeping

**Prerequisites:** Successful completion of the Basic AIS and RCM Platform Training course.

**Duration:** 4 days

**Delivery Method:** On-site, hands-on using a sandbox training environment.

## AML-WLF Solution Implementation Training

**Audience:** Strategy Managers, IT Users, Implementers, and Actimize partners or clients who are or want to be actively involved in the implementation process. ● ● ●

**Performance Objectives:** Learn how to install and configure the Actimize AML-WLF solution components. Gain a thorough understanding of the available features of the solution along with the configuration and customization options.

### Key Topics:

- Introduction to the Actimize AML-WLF solution
- Overview of the AML-WLF architecture
- Installation and initial configuration of the AML-WLF solution
- Loading watch lists
- Managing watch lists using RCM
- Granting AML-WLF related permissions in RCM
- Understanding search definitions and their possible configuration
- Using the out-of-the-box processes for customer screening
- Using the out-of-the-box processes for message screening
- Understanding the various output options for WLF
- Configuring the out-of-the-box score factors
- Configuring and developing custom score factors
- On-Demand Search functionality and possible configuration
- Self-service batch and possible file lay-outs
- Using custom fields for logic and display
- Implementing the Web Services for Customer Screening in real-time
- Monitoring the system
- Maintenance and housekeeping

**Prerequisites:** Successful completion of the Basic AIS and RCM Platform Training course.

**Duration:** 4 days

**Delivery Method:** On-site, hands-on using a sandbox training environment.

## Employee Fraud Solution Implementation Training

**Audience:** Strategy Managers, IT Users, Implementers, and Actimize partners or clients who are or want to be actively involved in the implementation process. ●●●

**Performance Objectives:** Learn how to install and configure the Actimize FRD-EF solution components. Gain a thorough understanding of the available features of the solution along with the configuration and customization options.

### Key Topics:

- Introduction to the Actimize FRD-EF solution
- Overview of the FRD-EF architecture
- Installing the FRD-EF solution
- Initial configuration after the installation
- Configure AIS connectors in external configuration files
- Setting up data integration
- Mapping of action types
- Usage of domain values
- Setting up logic, display and peer group configuration
- Understand the FRD-EF system processes
- Developing policy rules using the Policy Manager in RCM
- DART as part of the FRD-EF solution
- Configuration of multiple AIS server instances for a scalable system
- Maintenance and housekeeping

**Prerequisites:** Successful completion of the Basic AIS and RCM Platform Training course.

**Duration:** 3 days

**Delivery Method:** On-site, hands-on using a sandbox training environment.

## IFM Solutions Implementation Training

**Audience:** Strategy Managers, IT Users, Implementers, and Actimize partners or clients who are or want to be actively involved in the implementation process. ● ● ●

**Performance Objectives:** Learn how to install and configure the Actimize IFM solutions. Gain a thorough understanding of the available features along with the configuration and customization options.

### Key Topics:

- Introduction to Actimize Integrated Fraud Management (IFM) solutions
- Overview of the IFM (Integrated Fraud Management) architecture
- Installation and initial configuration of IFM
- Setting up data integration
- Enabling relevant web services
- Usage of domain values
- Usage of custom fields in web service input
- Modifying the web service response
- Implementing data validation
- Real-time processes for detection and alert distribution
- Customizing the display of alert details
- Adding custom fields
- Customizing distribution
- Modifying the alert consolidation settings
- Developing scoring rules
- Understanding the available Policy Types
- Developing policy rules using the Policy Manager in RCM
- Implementation tasks related to Policy Manager
- Customizing the context for input, scoring rules, and policy rules
- Various run modes: Validation, Loading, Tuning, Full Mode, etc.
- Maintenance and Housekeeping

**Prerequisites:** Successful completion of the Basic AIS and RCM Platform Training course.

**Duration:** 5 days

**Delivery Method:** On-site, hands-on using a sandbox training environment.

## Enterprise Trade Surveillance Implementation Training

**Audience:** Strategy Managers, IT Users, Implementers, and Actimize partners or clients who are or want to be actively involved in the implementation process. ● ● ●

**Performance Objectives:** Learn how to install and configure the Actimize Enterprise Trade Surveillance solution components. Gain a thorough understanding of the available features of the solution along with the configuration and customization options.

### Key Topics:

- Introduction to the Actimize Enterprise Trade Surveillance solution (ETS5)
- Overview of the solution architecture of TC4 and ETS5
- Installation and initial configuration of the Unified Data Manager (UDM)
- Installing a Trade Surveillance model of type TC4
- Installing the Enterprise Trade Surveillance solution
- Initial configuration after the installation
- Setting up Data Integration
- Configure and run system processes
- Developing exit points in the Visual Modeler
- Display Configuration
- Distribution
- Drill Down Queries
- Settings for Tuning
- Maintenance and Housekeeping

**Prerequisites:** Successful completion of the Basic AIS and RCM Platform Training course.

**Duration:** 5 days

**Delivery Method:** On-site, hands-on using a sandbox training environment.

**Notes**

**Notes**



# NICE ACTIMIZE



[NICEACTIMIZE.COM](http://NICEACTIMIZE.COM) [TRAINING@NICEACTIMIZE.COM](mailto:TRAINING@NICEACTIMIZE.COM) [NICEACTIMIZE.COM/BLOG](http://NICEACTIMIZE.COM/BLOG) [@NICE\\_ACTIMIZE](https://twitter.com/NICE_ACTIMIZE) [LINKEDIN.COM/COMPANY/ACTIMIZE](https://LINKEDIN.COM/COMPANY/ACTIMIZE)